

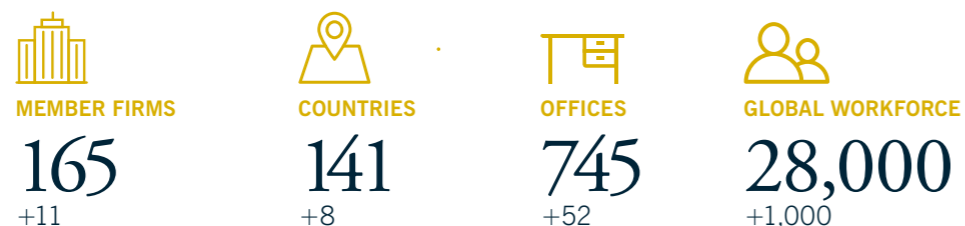
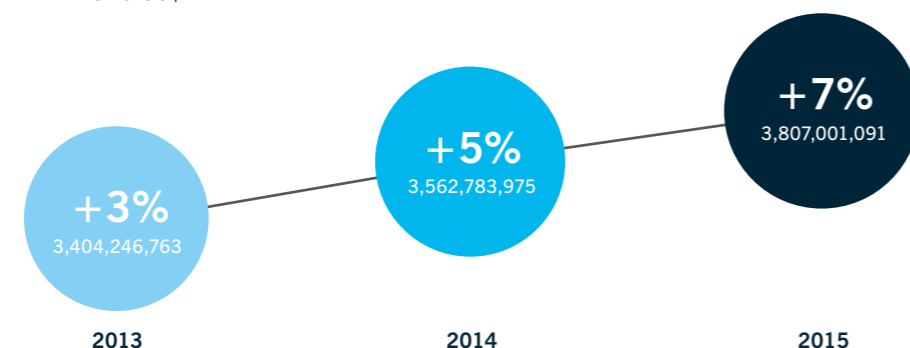
# 2015 Performance

**It's no surprise we like numbers: after all, we help our clients with some of their most important ones.**

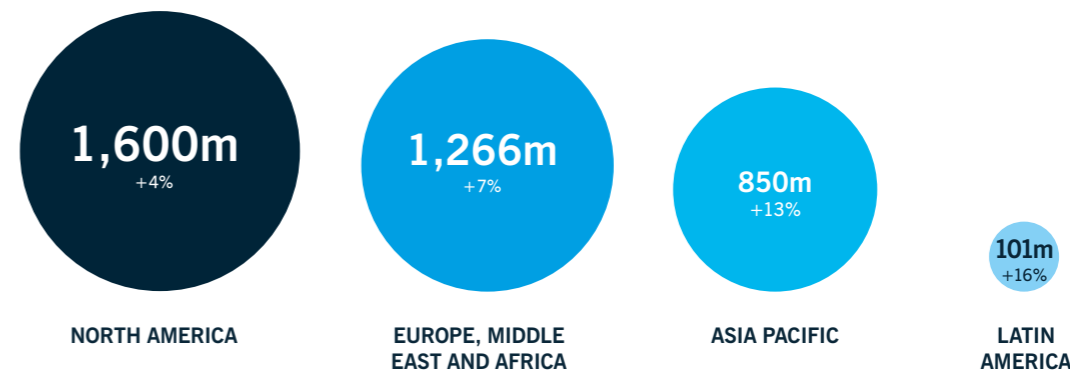
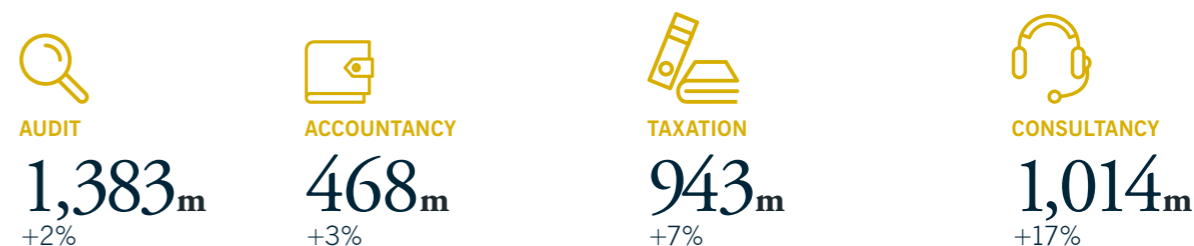
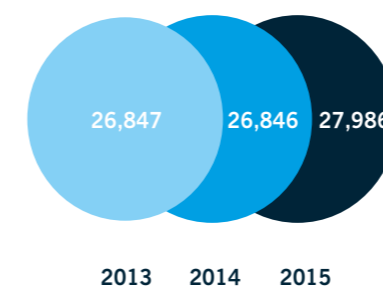
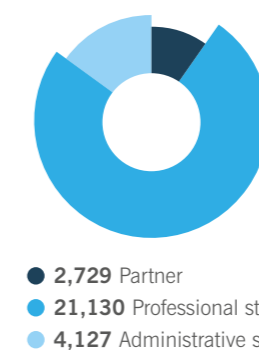
While our success is not measured by numbers alone, our financial performance serves as an indicator of how far we have come on our journey to be recognised as a global network of closely aligned, premier, independent accounting firms serving leading national and global organisations.

**Fastest growth since 2008 with combined revenues up by 7% to US\$3.8bn.**

**Growth across all four service lines and four geographic areas.**


**REVENUES US\$**


- Baker Tilly International does not provide professional services to clients but acts as a member services organisation. Client services are delivered by the independent members of Baker Tilly International.
- Each Baker Tilly International member firm is an independent entity. Members do not report revenues on a combined basis.
- Statistics presented represent the combined figures of the independent member firms. Because of rounding, numbers may not tally.
- Percentage growths have been rounded.
- Each member firm reports its figures for its accounting year ending in the 12 months to 30 June.
- All revenue is reported in US\$.

**REVENUE BY REGION US\$m**

**REVENUE BY SERVICE LINE US\$m**

**TALENT**

**TALENT BY LEVEL**

**TALENT BY REGION**
